






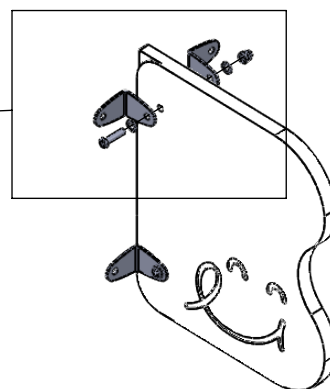
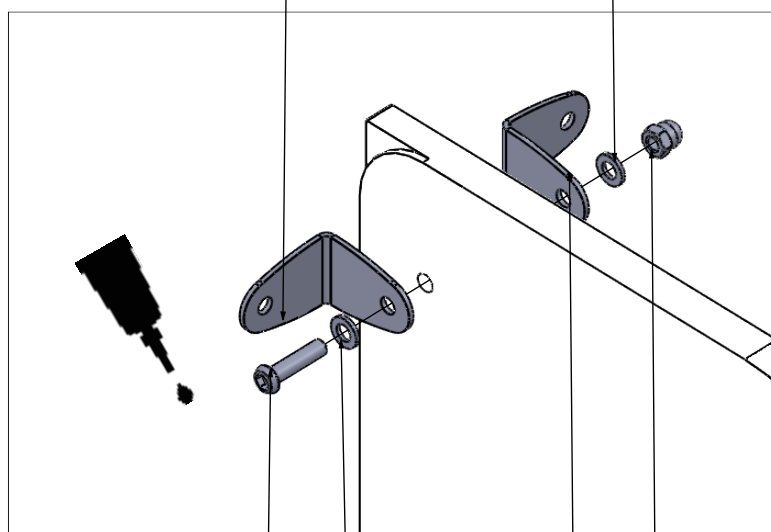


INST_81_299

Nr	Σ	Element		
1	4		-	S6x60
2	4		-	W6x60
9	2		ISO 7380	M6x25
11	2		DIN 1587	M6
22	4		DIN 125	6x12
29	4		-	K_5_A2_g2_ G_v2_
58	1		-	LOCTITE

1



2

