





Nr	Σ	Element	DIN	ELEMENT
4	8		DIN 125	10x20
56	4		ISO 7380	M10x30
57	4		DIN 1587	M10
58	1		-	LOCTITE

