


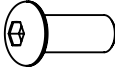






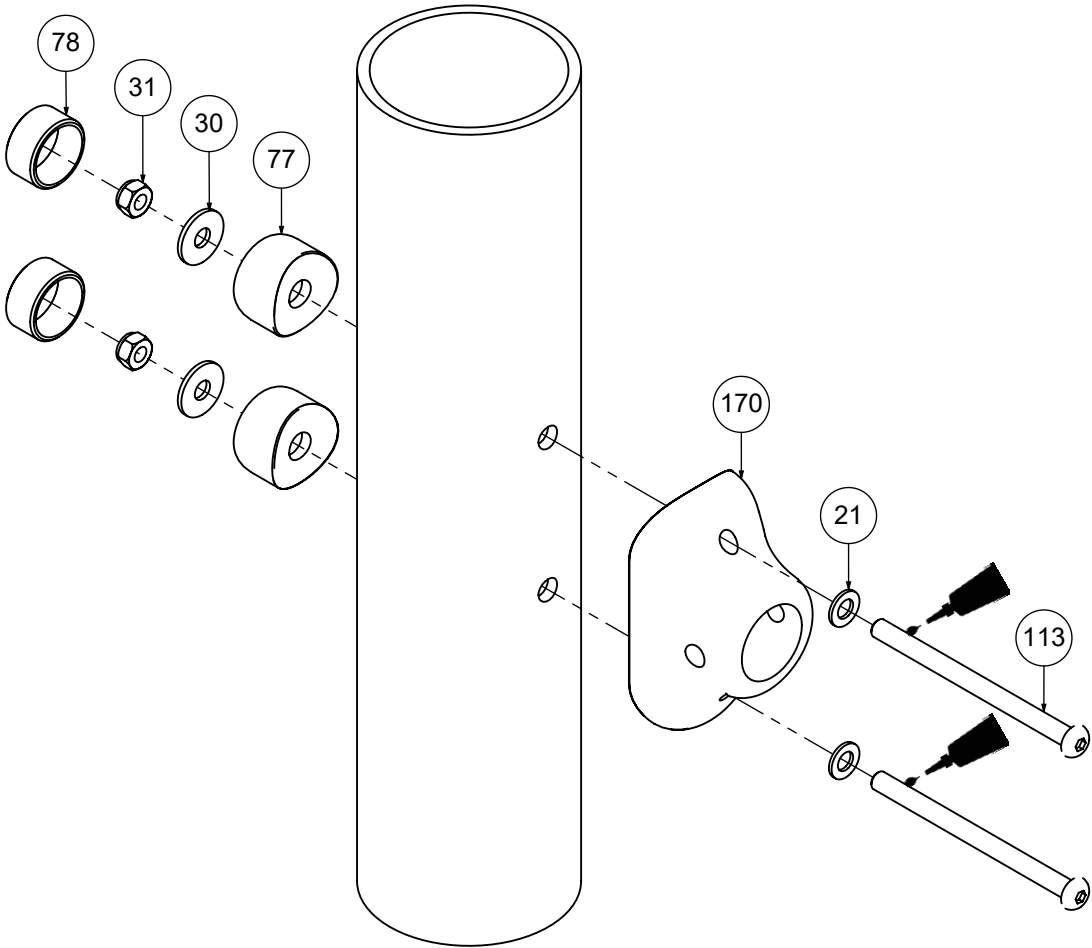


Nr	Σ	Element		
21	2		DIN 125	8x16
30	2		DIN 9021	8x24
31	2		DIN 985	M8 (OC)
44	1		ISO 7380	M10x25
58	1		-	LOCTITE
77	2		-	K3_d30_A89_G
78	2		-	Z3_d30_G
109	1		DIN 913	10x10
113	2		ISO 7380	M8x110
170	1		-	ALUZ 88,9

1



2

