







Nr	Σ	Element		
10	10		DIN 9021	6x18
16	10		-	K1_d21_B
17	10		-	Z1_d21_B
18	10		DIN 985	M6
22	10		DIN 125	6x12
73	10		ISO 7380	M6x65

