






Nr	Σ	Element		
9	2		ISO 7380	M6x25
21	2		DIN 125	8x16
22	2		DIN 125	6x12
58	1		LOCTITE	-
147	2		-	M6x10

