









Nr.	Σ	Element	
107	2	ISO 7380 - M8x20	
43	2	DIN 1587 - M8	
25	1	ISO 7380 M6x35	
22	1	DIN 125 M6	
16	1	K1_d21_B	
10	1	DIN 9021 M6	
18	1	DIN 985 M6	
17	1	Z1_d21_B	
108	1	ALUZ RS	