








Nr	Element	DIN	ELEMENT
16		-	K1_d21_B
17		-	Z1_d21_B
21		DIN 125	8x16
31		DIN 985	M8 (OC)
240		DIN 933	M8x25 (OC)
210		DIN 933	M8x40 (OC)
58		-	LOCTITE

