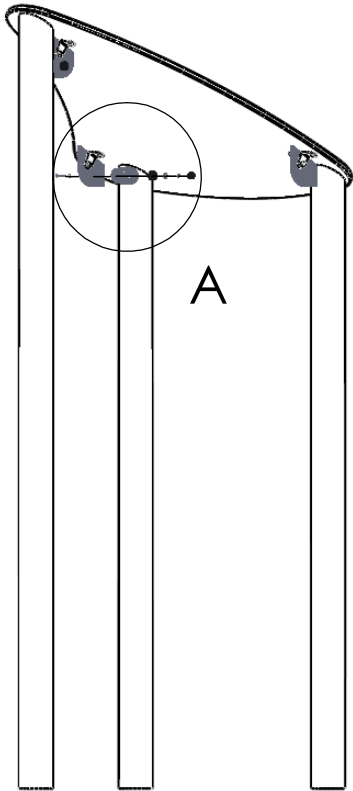





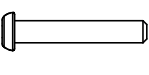


INST_11_07



NR	Σ	Element		
10	3		DIN 9021	6x18
16	3		-	K1_d21_B
17	3		-	Z1_d21_B
18	3		DIN 985	M6
22	3		DIN 125	6x12
25	3		ISO 7380	M6x35

A (1 : 3)

