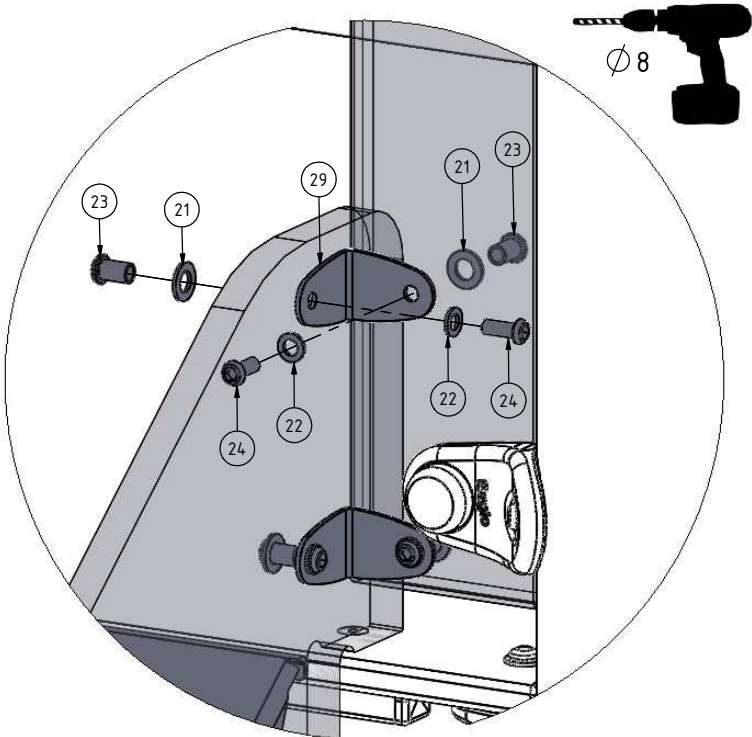





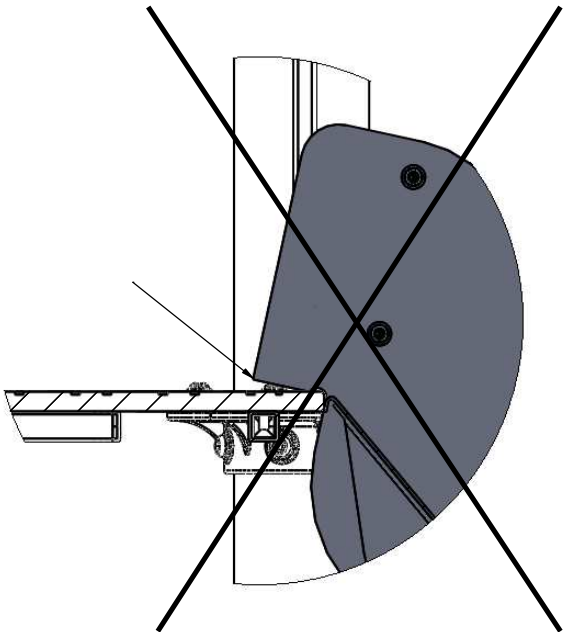
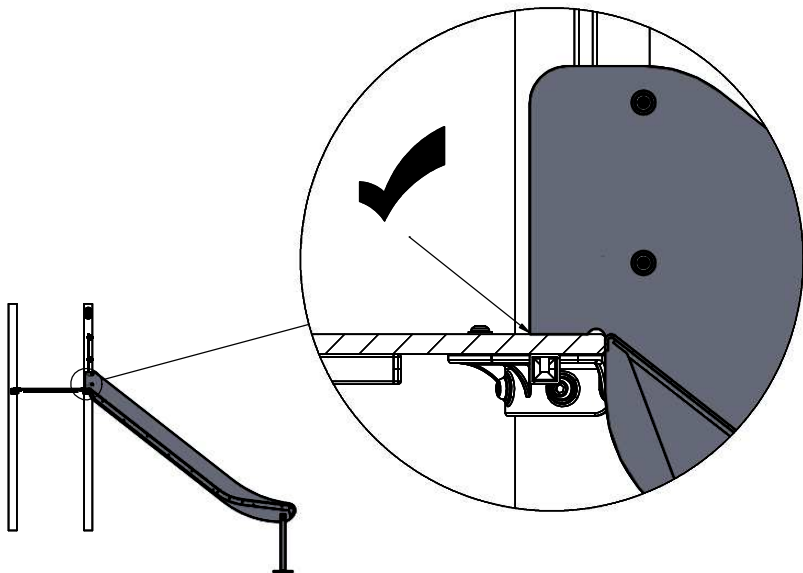
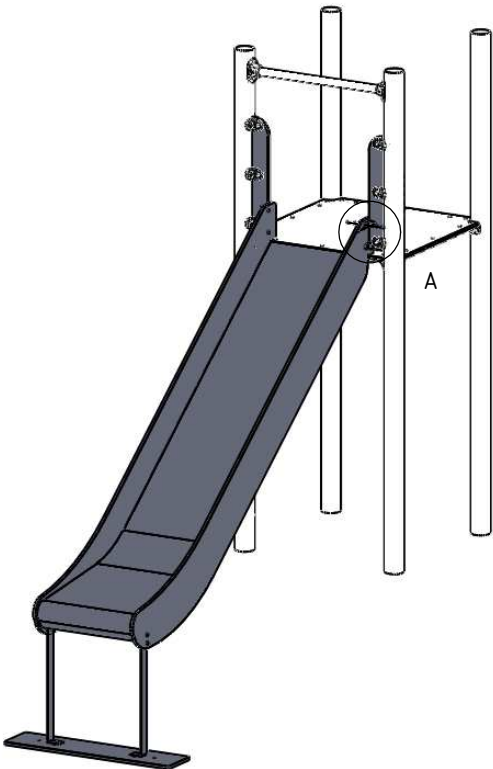
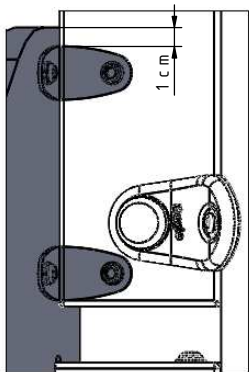


A (1 : 3)



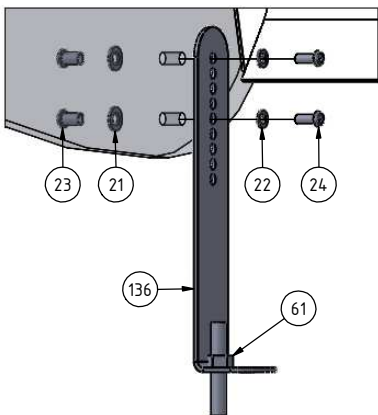
Nr	Σ	Element	DIN	ELEMENT
22	8		DIN 125	6x12
29	4		-	K_5_A2_g2_G_v2
23	8		-	M6x12
24	8		ISO 7380	M6x16
21	8		DIN 125	8x16









F - SL150

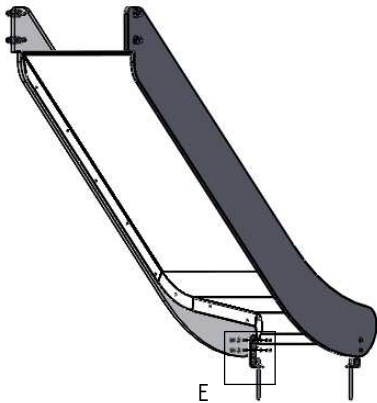


D (1 : 5)

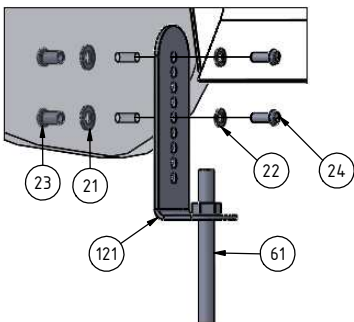








Nr	Σ	Element	DIN	ELEMENT
21	4		DIN 125	8x16
22	4		DIN 125	6x12
23	4		-	M6x12
24	4		ISO 7380	M6x16
61	2		-	KL105
136	2		-	1100_6_A2_g3_G_v1

F - SL90, SL120, SL180



E (1 : 5)



Nr	Σ	Element	DIN	ELEMENT
21	4		DIN 125	8x16
22	4		DIN 125	6x12
23	4		-	M6x12
24	4		ISO 7380	M6x16
61	2		-	KL105
121	2		-	7100_5_A2_g3_G_v1