





INST\_Q700\_01

Nr	Σ	Element		
9	6		ISO 7380	M6x25
21	6		DIN 125	8x16
22	6		DIN 125	6x12
147	6		-	M6x10

