






# INST\_Q300\_01B

Nr	Σ	Element		
3	8		-	K2_d30_B
6	8		-	Z2_d30_B
21	16		DIN 125	8x16
31	8		DIN 985	M8 (OC)
168	8		ISO 7380	M8x100

